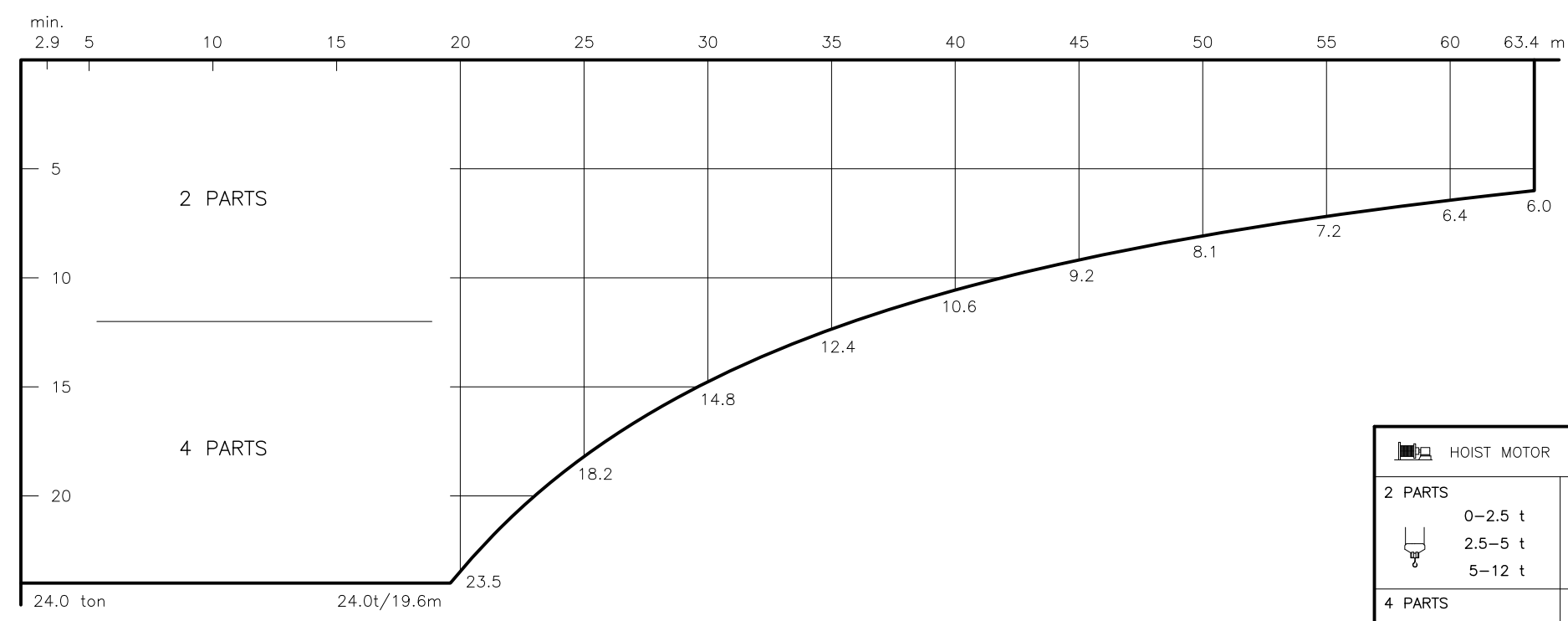
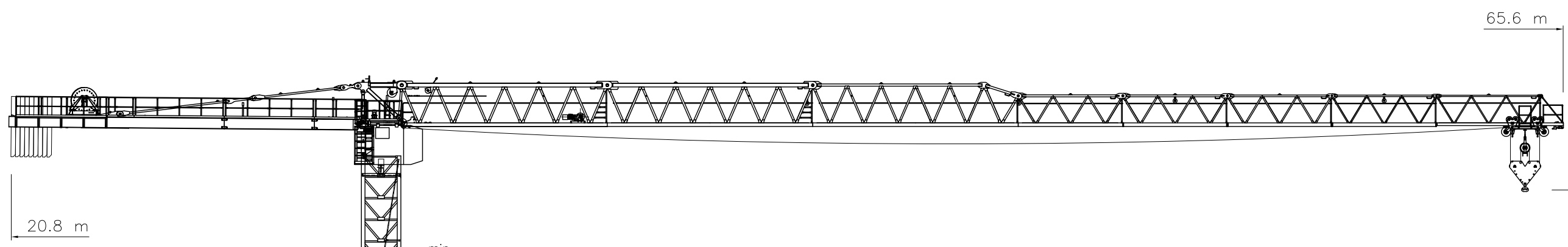
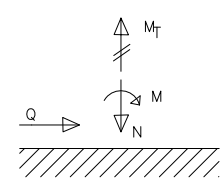


THIS DRAWING IS THE PROPERTY OF KRØLL CRANES A/S AND MAY NOT BE REPRODUCED IN WHOLE OR PART WITHOUT PERMISSION.

K430F



FORCES AT GROUND LEVEL



	IN SERVICE (20 m/s wind)	OUT OF SERVICE (45 m/s wind)
M (kNm)	5500	1380
N (kN)	1410	1130
Q (kN)	60	140
M _T (kNm)	510	0
Corner compr. (kN)	2290	740
Corner tension (kN)	1590	210

PERFORMANCE

HOIST MOTOR	: 85 kW
2 PARTS	
0-2.5 t	0-120 m/min
2.5-5 t	0-80 m/min
5-12 t	0-40 m/min
4 PARTS	
0-5 t	0-60 m/min
5-10 t	0-40 m/min
10-24 t	0-20 m/min
0-24 t	0-70 m/min
0-24 t	0-0.6 rpm
0-24 t	0-20 m/min
3 x 380-440 V 50-60 Hz	CONTROL VOLTAGE 24 VDC - 220 VAC

KONST.: 141015 JL	PROJ.	KRANTYPE	STK.	SAML. TEGN.
TEGN.: 141015 JL				
GODK.: 141015 JL				
ERSTATTER:	SKALA: 1:125	OVERF. AREAL: m ²	OVERFLADE-BEHANDLING:	MATR.:
ERSTATTET AF:	TOTALVÆGT: kg	ANT. TEGNING.:	ANT. STYKL.:	
OPRINDELSE:	TRANSPORTMÅL: m ³	K430F, 63.4 m jib		
	KRØLL CRANES A/S NORDKRANVEJ 2 3540 LYNØE DENMARK PHONE: +45 48 187400 FAX: +45 48 188807 www.krøllcranes.com	TEGN. NR. C1-00.00091083-00		